
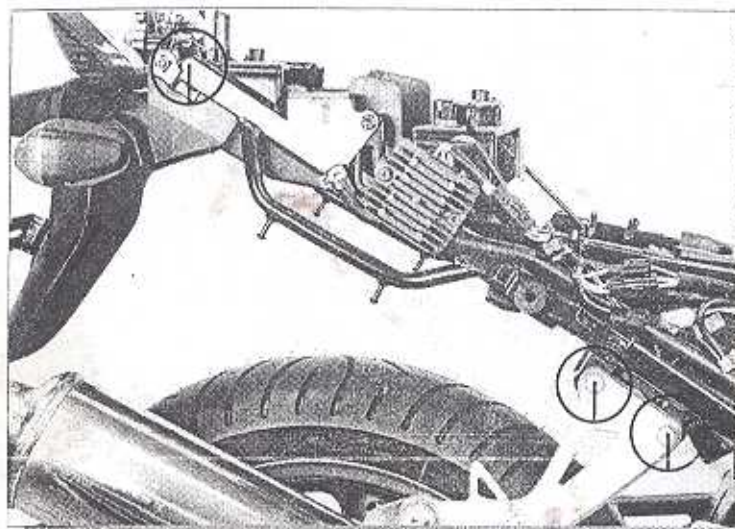
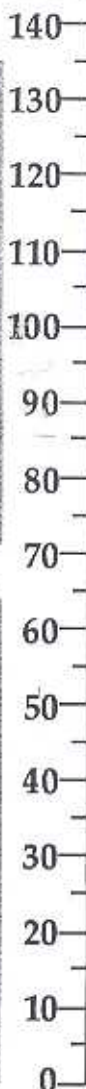
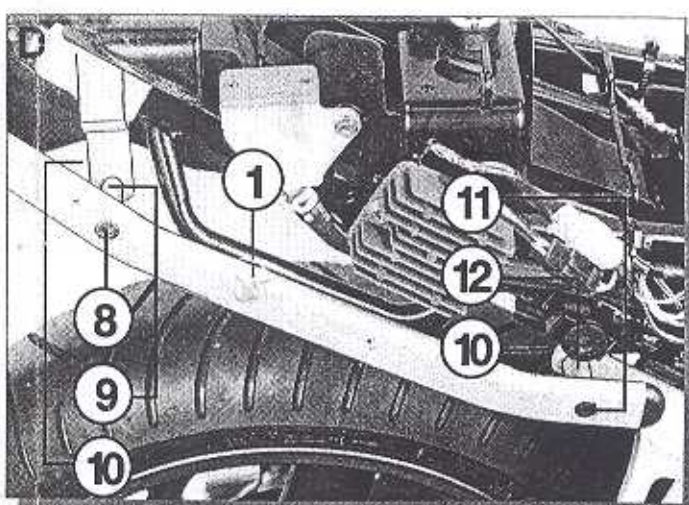
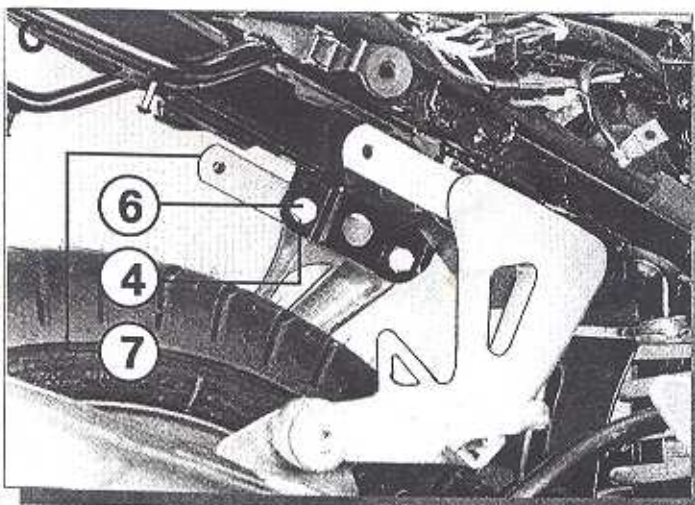

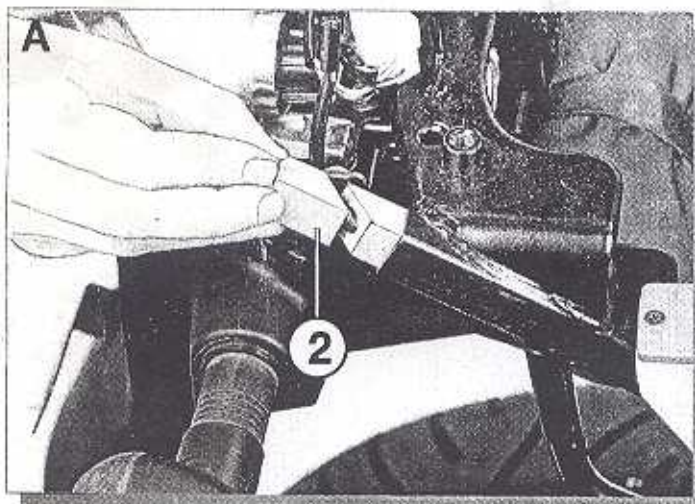




SUZUKI SV 650 - S '99 / '00

GALTER Srl - 35011 S. Andrea di Campodarsego - via Bassa Prima, 211 - Padova - Italy - tel 049 / 5564600 r.a. - fax 049 / 5566703



1 x 2		2 x 2		3 x 2	 M8x45 mm	4 x 6	 Ø 8 mm	5 x 2		6 x 4	 M8x20 mm	7 x 2	
		8 x 2	 M8x60 mm	9 x 2	 32 mm	10 x 4	 M8	11 x 2	 M8x55 mm	12 x 2	 30 mm		



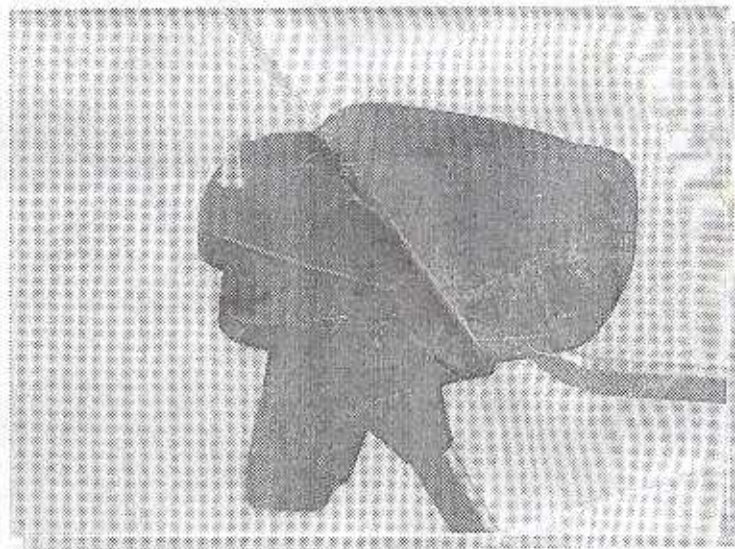
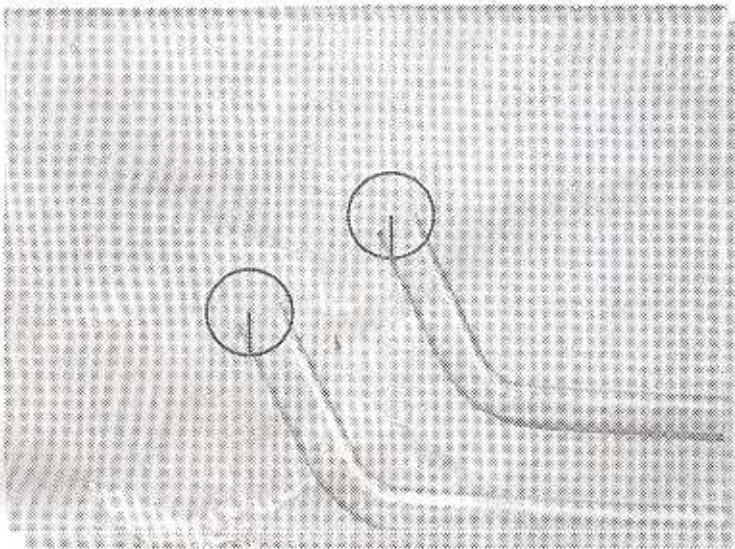






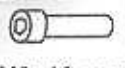
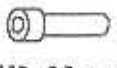




ISTRUZIONI DI MONTAGGIO - MOUNTING INSTRUCTIONS

BASE PAC  
PAC BASE PLATE

GALTER Srl - 35011 S. Andrea di Campodarsego - via Bassa Prama, 211 - Padova - Italy - tel 049 / 5564600 r.a. - fax 049 / 5566703



1 x 1		2 x 1		3 x 2		4 x 1		5 x 1		6 x 4	
				7 x 4		8 x 4					
					∅ 8 mm				M8x16 mm		M8x30 mm

